

FLAGMANYACHTS | Sailing Yachts

MARLIN



DESCRIPTION

Sailing yacht Marlin 181 with an unlimited area is designed for tourism, recreation, international cruise sailing regattas participation and for charter using

SPECIFICATION

Length overall, m	18.1
Beam overall, m	5.0
Draft, m	2.0
Displacement, t	30.0
Engine, hp	1x150
Speed engine, knots	10
Speed, knots	14
Passengers	6+1
Sailing Area, sq.mt	300





FLAGMAN 61SE




DESCRIPTION

Sailing yacht Flagman 61SE with an unlimited area is designed for international cruise sailing.


SPECIFICATION

Length overall, m	18.5
Beam overall, m	5.4
Draft, m	1.8
Displacement, t	40.8
Engine, hp	2x135
Speed engine, knots	10.5
Passengers	6(8)
Sailing Area, sq.mt	134





FLAGMAN 18



DESCRIPTION

Sailing yacht Flagman 18 with an unlimited area is designed for international cruise sailing.

SPECIFICATION

Length overall, m	18.74
Beam overall, m	4.68
Draft, m	3.1
Displacement, t	26.0
Engine, hp	1x95
Passengers	6(8)
Sailing Area, sq.mt	240





"Флагман 18"

2 каюты



3 каюты



палуба

L655




DESCRIPTION

Bermudian sloop L655 is designed for comfortable leisure cruise with all necessary for safe navigation in domestic and international waters.

SPECIFICATION

Length overall, m	20.63
Beam overall, m	6.30
Draft, m	2.7
Displacement, t	50.0
Engine, hp	1x200
Cabine	3
Sailing Area, sq.mt	150





BLACK PEARL




DESCRIPTION

Black Pearl 67 is designed for comfortable leisure cruise and charter purposes.

SPECIFICATION

Length overall, m	19.14
Beam overall, m	5.45
Draft, m	2.6
Displacement, t	36.0
Engine, hp	1x180
Cabine	3
Crew/Passengers	4/6
Sailing Area, sq.mt	310





NKI 111



DESCRIPTION

NKI-111 is designed for comfortable recreation and tourism with all need systems and free spaces.

SPECIFICATION

Length overall, m	21.20
Beam overall, m	6.00
Draft, m	2.0
Displacement, t	51.0
Engine, hp	300
Cabine	4
Sailing Area, sq.mt	168





MBP20



DESCRIPTION

MBP20 with innovate design and A type masts to provide comfortable recreation and tourism with all need systems, equipment set and free spaces.

SPECIFICATION

Length overall, m	22.95
Beam overall, m	7.20
Draft, m	2.5
Displacement, t	63.2
Engine, hp	280
Crew/Passengers	2(4)-6(8)
Sailing Area, sq.mt	250-400





CAESAR



DESCRIPTION

Caesar is an executive class pleasure yacht design for long-distance cruises with unlimited sailing area.


Single mast Bermudian tender with develop wheelhouse and flybridge, aft cockpit and transom.

The project is in accordance to CE Directive 2003/44 class A/Ocean unlimited

SPECIFICATION

Length overall, m	23
Beam overall, m	6.20
Draft, m	2.9
Displacement, t	90
Engine, hp	260
Crew	4
Sailing Area, sq.mt	350





UNITY




DESCRIPTION

Single mast project Unity with steel hull and understructure designed for long-distance cruises with unlimited sailing area. The yacht has developed wheelhouse, flybridge, aft cockpit and transom. The project in accordance to CE Directive 2003/44 class.

SPECIFICATION

Length overall, m	22.65
Beam overall, m	6.20
Draft, m	2.1
Displacement, t	58
Engine, hp	200
Crew/Passengers	4+8
Sailing Area, sq.mt	290





REX II



DESCRIPTION

Rex II project is an executive pleasure yacht for long-distance cruises with unlimited sailing area.
Innovate design and double A-type masts to provide comfort with all need systems, equipment set and free spaces.

SPECIFICATION

Length overall, m	23.45
Beam overall, m	7.20
Draft, m	2.50
Displacement, t	70
Engine, hp	2x280
Crew/Passengers	2(4)+6(10)
Sailing Area, sq.mt	420





BUTTERFLY



DESCRIPTION

Butterfly is an executive sail pleasure yacht for long-distance cruises with unlimited sailing area.

Innovate design and double A-type masts to provide comfort with all need systems, equipment set and free spaces.

SPECIFICATION

Length overall, m	24.00
Beam overall, m	7.20
Draft, m	3.00
Displacement, t	90
Engine, hp	2x220
Crew/Passengers	4-6(10)
Sailing Area, sq.mt	300-550





HUTS



DESCRIPTION

Huts is an executive pleasure yacht for charter or private long-distance cruises with unlimited sailing area.
Innovate design and single A-type masts to provide comfort with all need systems, equipment set and free spaces.

SPECIFICATION

Length overall, m	30.40
Beam overall, m	12.50
Draft, m	3.20
Displacement, t	180
Engine, hp	2(3)x280
Crew+Passengers	9(14)-12(40)
Sailing Area, sq.mt	500





QUEEN OF THE OCEAN



DESCRIPTION

Queen of the Ocean is an pleasure yacht for unlimited recreation tourism with high level of accommodation.
Innovate design and double A-type masts to provide comfort with all need systems, equipment set and free spaces.

SPECIFICATION

Length overall, m	35.00
Beam overall, m	8.00
Draft, m	3.50
Displacement, t	190-210
Engine, hp	1(2)x600
Crew+Passengers	4(8)-10(12)
Sailing Area, sq.mt	450-900





SAIL EXPLORER



DESCRIPTION

Sail Explorer project is an executive yacht for long-distance pleasure, commercial or science purposes with unlimited sailing area. Innovate design and single A-type masts to provide comfort with all need systems, equipment set and much free spaces.

SPECIFICATION

Length overall, m	36.90
Beam overall, m	11.10
Draft, m	3.50
Displacement, t	230
Engine, hp	2x280
Crew+Passengers	9+10
Sailing Area, sq.mt	up to 1200





TRISTAN



DESCRIPTION

Tristan is an modern retro styled yacht with all attributes for charter purposes on popular tourist areas.

The yacht provides comfortable accommodation for passengers both in the cabins and on the decks.

SPECIFICATION

Length overall, m	46.00
Beam overall, m	12.50
Draft, m	4.00
Displacement, t	440
Engine, hp	2x550
Crew+Passengers	9+12
Sailing Area, sq.mt	1000





flagmanyachts.com